

WBIT Auditing Tool – 2B or not 2B ? You decide?

WBIT Task & Finish Group

- Seema Britto
- Rebecca Patel
- Jeyapalan Dharshana
- Solanki Dipika
- Tracy Johnston



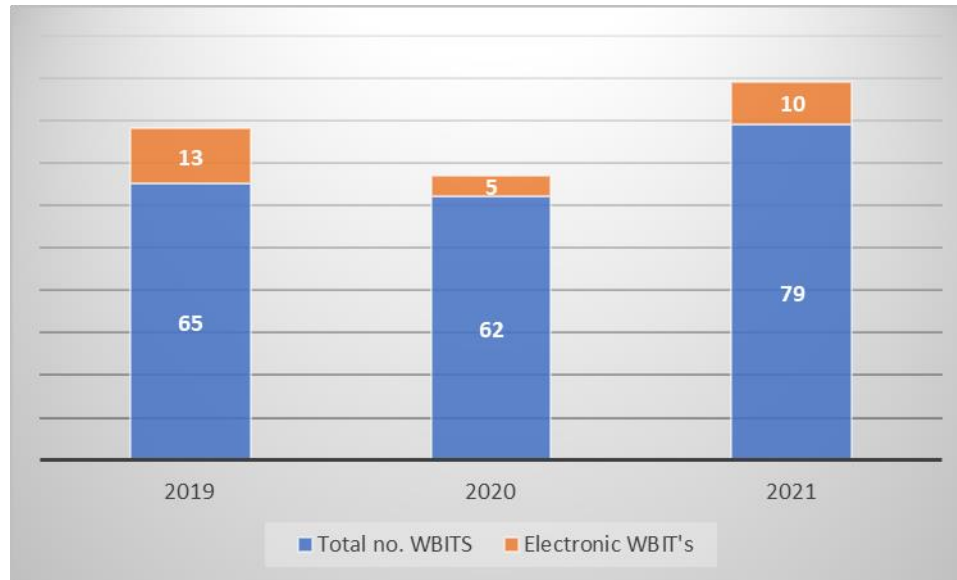
Situation

Increase in the number of WBIT's whilst using electronic sampling systems
Identified in the IT profiling audit undertaken by the London region



Background

Data available June 2022 was analysed



- Only 17 Hospitals participated
- Info gathered does not fully allow for further investigation at why they happened

Assessment

- We need to be able to drill down the information further, current data does not allow facilitation of this
- Need to establish why these incidents are happening for both the electronic systems and paper-based systems
- Establish how the audit tool can help us to achieve this and how we can extrapolate the data for our regions needs



Recommendations from the TFG

1. Review the online WBIT audit tool
2. Gauge what further information is needed alongside the audit tool
3. Develop User Guide to ensure data input is consistent and accurate by all users and not duplicated
4. Bring together the key information for TPG agreement on how best to proceed
5. If agreed by the TPG establish the next phase of taking the system live as it is in training mode at present



Audit tool

Aim:

We can gather detailed information across the region to establish why WBIT's are occurring using electronic systems and paper-based systems

Use the tool to produce reports for HTC's, Regional Committees, data can help Trusts with KPI's and QIP's

Benchmark against our own Trusts (similar in size, specialties) or across regions who are using it

A further 2 Regions are looking at the tool more Regions start using the system the better the picture we have across England we can benchmark against


Pro's versus Con's



Increase of workload reporting to another system



TP engagement from all Trusts



Yearly figures to be supplied for sample and labelling system in use



Audit questions do not contain all the questions we would like in it ie electronic system



Have all the answers to the questions in the first place takes a couple of minutes to complete, mostly tick boxes minimal data entry in free text



WBIT's are infrequent - a few a year



Provides detailed data, sample figures once a year not onerous – MHRA require this info year end, use these figures already calculated



PBMP's can provide regular reports (NCA format) at a touch of a button on the system for Trusts, Regional Committees, across regions,

TFG to develop user guide on free text information for electronic systems to ensure accurate completion



WHAT DO WE NEED

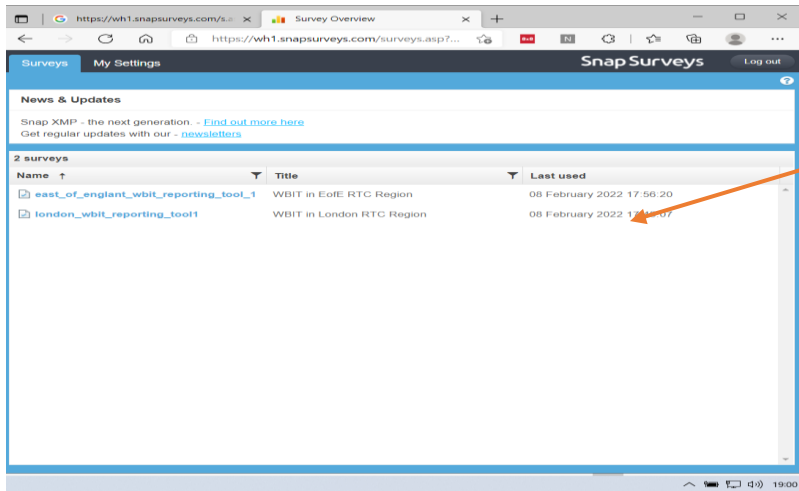


Audit questionnaire

The screenshot shows a web browser window with the URL <https://wh1.snapsurveys.com/s.asp?k=154090111064>. The page title is 'East of England RTC' and the subtitle is 'Wrong Blood in Tube (WBIT) Reporting Tool'. The instructions state: 'Please log any WBIT incidents and submit. These data are treated confidentially and anonymised online'. The form contains two questions: Q1 'Date of Incident (DD/MM/YYYY)' with a date input field, and Q2 'Brief details of the incident (max 500 characters)' with a large text area. At the bottom, there are 'Reset' and 'Next' buttons, and a 'Powered by SnapSurveys' logo.

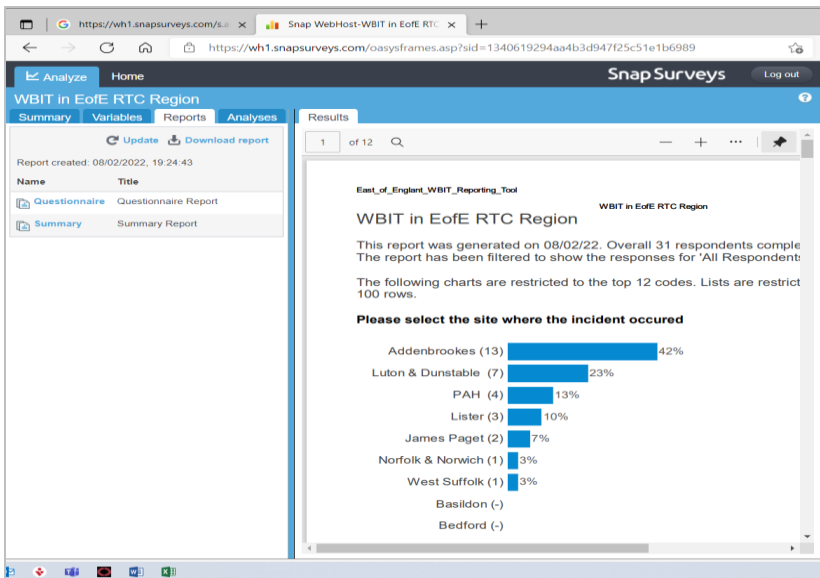
- On line SNAPSHOT tool
- Takes a couple of minutes to complete if you have all your data to hand
- TFG will develop user guide to help with auditing free text answers for electronic system errors for WBIT's
- Questionnaire can be circulated so you know the questions it will ask you

Audit reports



Name	Title	Last used
east_of_englant_wbit_reporting_tool_1	WBIT in EofE RTC Region	08 February 2022 17:56:20
london_wbit_reporting_tool1	WBIT in London RTC Region	08 February 2022 17:56:07

- Separate on line tool for report handlers – NCA Team and PBMP's
- Currently London is in Training mode with only 2 cases uploaded
- There are a further 2 Regions interested in joining this will improve benchmarking across regions
- PBMP's / NCA Team can produce reports for HTC's, Committee's, end of year reports



- The system will produce a report either in excel or as seen here in the same format as the NCA report
- These slides are what we can present to your for your HTC's as individual Trust reports or for the region
- Buy in from all Trusts they are happy with this

Next steps

- To ensure buy in from all TP's to make it beneficial as an ongoing audit
- The TFG to review the questionnaire and develop a simple user guide to ensure compliance
- Liaise with NCA Team to make the programme live
- TP's to provide data to the PBMP Team of their sample no's and what system they use for sampling (Electronic / Paper based)
- **Future** - we can take our improvements to other platforms and demonstrate any Quality Improvements



THANK YOU!

Any Questions?

